



UPDATE THEIR IMMUNE SYSTEM

BOVINE
RESPIRATORY
DISEASE IS A
RELENTLESS
HACKER

BOVALTO
Respi 3 Respi 4

The immune system: always under attack

HUSBANDRY RISK FACTORS PLAY A KEY ROLE

HOUSING¹

External factors can have a negative impact on microbial load and clearance, such as:

- Humidity
- Temperature
- Air quality (NH₃, dust)
- Air movement and ventilation
- Clean and dry beds



COLOSTRUM MANAGEMENT^{1,2}

- Quality
- Quantity (10% bodyweight)
- Quickly (6 hours)
- Quietly
- sQueaky clean
- Failure of passive transfer (IgG rate <8-13 g/L) doubles the risk of bronchopneumonia

NUTRITION¹

- Adequate amount
- Quality
- Twice daily feeding
- Adequate fibre
- Good weaning protocol
- First 2 months critical to get it right


STRESS, TRANSPORT AND GROUPING¹⁻⁵

- Corticosteroid levels are increased under stressful conditions, disrupting the immune system
- Handling animals increases stress
- Mixing of animals, especially of differing age groups
- Routine procedures such as disbudding and castration

*Environmental threats are always present,
opening the door to relentless pathogen attack*

Respiratory pathogens: ultimate hackers of the immune system

THE INITIAL ATTACK - AVOID SECURITY BY SUPPRESSING THE IMMUNE SYSTEM



PI3⁶

Ubiquitous respirovirus that breaks through mucus barriers & replicates covertly in macrophages. **Destabiliser** enabling secondary bacterial infections.




BVD⁷

Insidious, well-hidden & persistent pestivirus that targets leukocytes. Potent **down-regulator** of the immune system.



Mh⁸

Bacterial **destroyer** waiting for the chance to act. Armed with leukocyte damaging toxin causing fibrinous and necrotising lobar pneumonia.



BRSV^{9,10}

Readily mutating pneumovirus leading to transient immunity. **Solo operator** that can inflict inflammation and necrotising bronchiolitis.

The final attack - shut down the system, destroy leukocytes and generate calf pneumonia

Assess and upgrade the calf immune system

1

EVALUATE THE SYSTEM SECURITY - WHAT IS THE LEVEL OF PROTECTION?



EPIDEMIOLOGICAL BACKGROUND OF THE HERD

- Current circulating pathogens
- Regional risks
- Nature of disease seen in calves e.g. BVD

PASSIVELY ACQUIRED IMMUNITY

- Immunisation protocol of dams
- Colostrum management
- Actual calf passive transfer

HUSBANDRY SUPPORT FOR IMMUNITY

- Quality ration in adequate amount
- Air quality
- Housing groups

INDIVIDUAL ANIMAL SUSCEPTIBILITY

- Genetics & breed
- Age
- Weight
- Behaviour & temperament

2

SET UP THE REQUIRED PROTECTION



Use the right antigens in the vaccination programme

3

EXECUTE THE PREVENTION PROGRAMME



Start vaccination at the right age
Administer the correct number of doses

4

VALIDATE THE ACQUIRED LEVEL OF PROTECTION




Confirm that herd immunity improves

Reduce the risk of respiratory disease with a strong protection plan

Upgrade calf immunity with state-of-the-art vaccine-ware

DESIGNED FOR TODAY'S BRD CHALLENGE:



BVD, BRSV, PI3

- Proven by challenge against recent European viral antigens¹¹



Mh

- Protection against one of the main⁸ bacterial causes of pneumonia in young calves
- Proven by challenge¹¹

DOUBLE ADJUVANT MATRIX FOR EFFICIENT STIMULATION OF THE IMMUNE SYSTEM

- Saponin-based adjuvants (Quil-A) able to stimulate comprehensive immunity¹²
- Aluminium hydroxide prolongs antigen presentation to extend and strengthen the immune response¹³



IN 2 DIFFERENT FORMULATIONS:



ACTIVELY IMMUNISING CATTLE AGAINST:

*M. haemolytica** A1

Respiratory Syncytial Virus

Parainfluenza 3 Virus



ACTIVELY IMMUNISING CATTLE AGAINST:

*M. haemolytica** A1

Respiratory Syncytial Virus

Parainfluenza 3 Virus

+ Bovine Viral Diarrhoea Virus

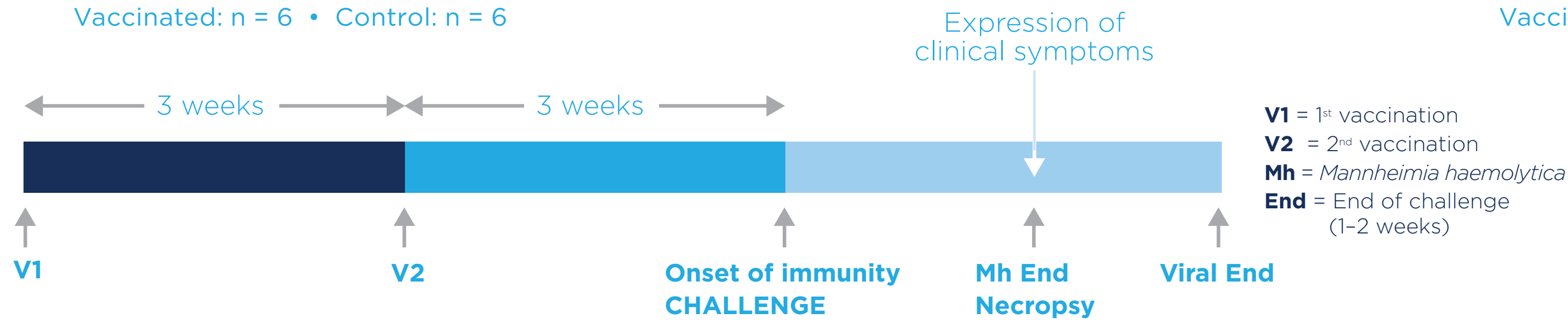
* Formerly known as *Pasteurella haemolytica*

Rapid onset of immunity

3 WEEKS AFTER PRIMARY COURSE¹⁴

DESIGN: BRSV, PIB, BVD, *Mannheimia haemolytica*

Vaccinated: n = 6 • Control: n = 6



Continuous protection

6 MONTHS' PROTECTION FOR ALL PATHOGENS¹¹

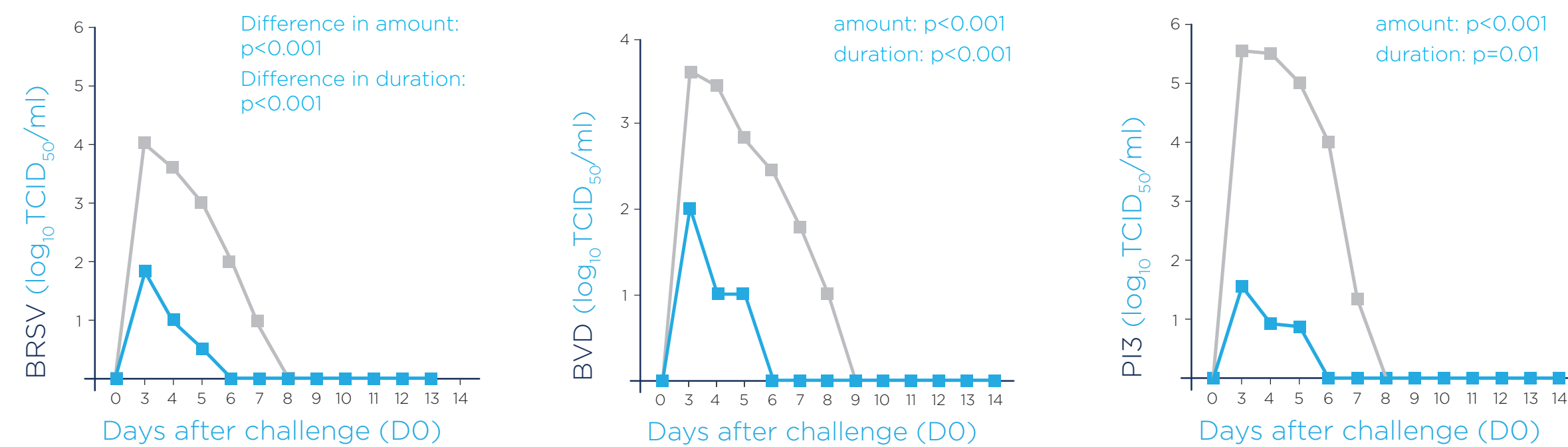
DESIGN: BRSV, PIB, BVD, *Mannheimia haemolytica*

Vaccinated: n = 13 • Control: n = 13

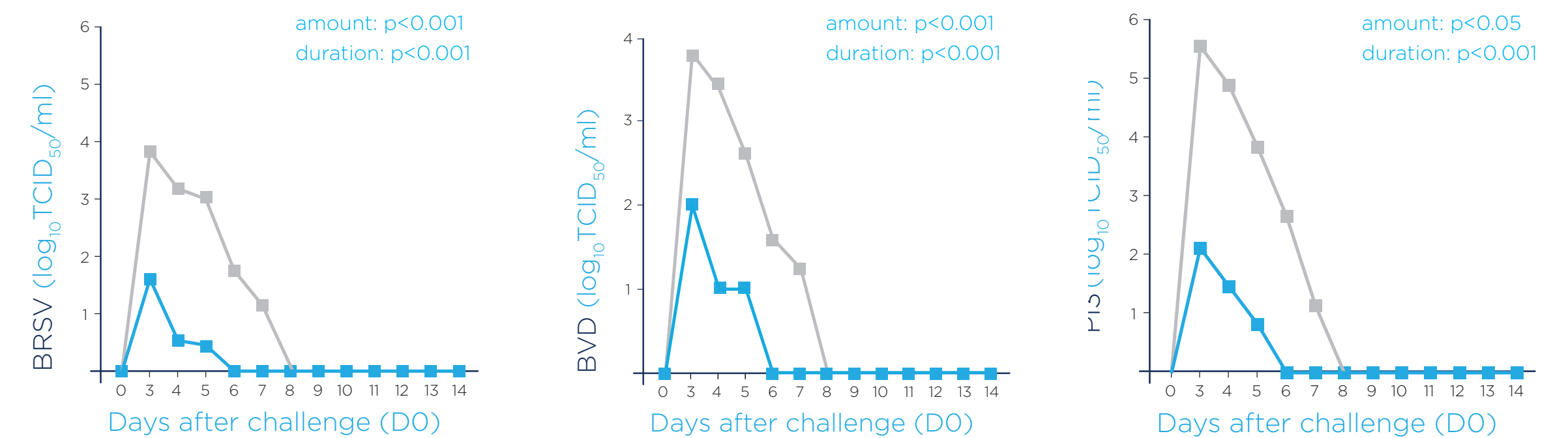


RESULTS

OOI viral challenge

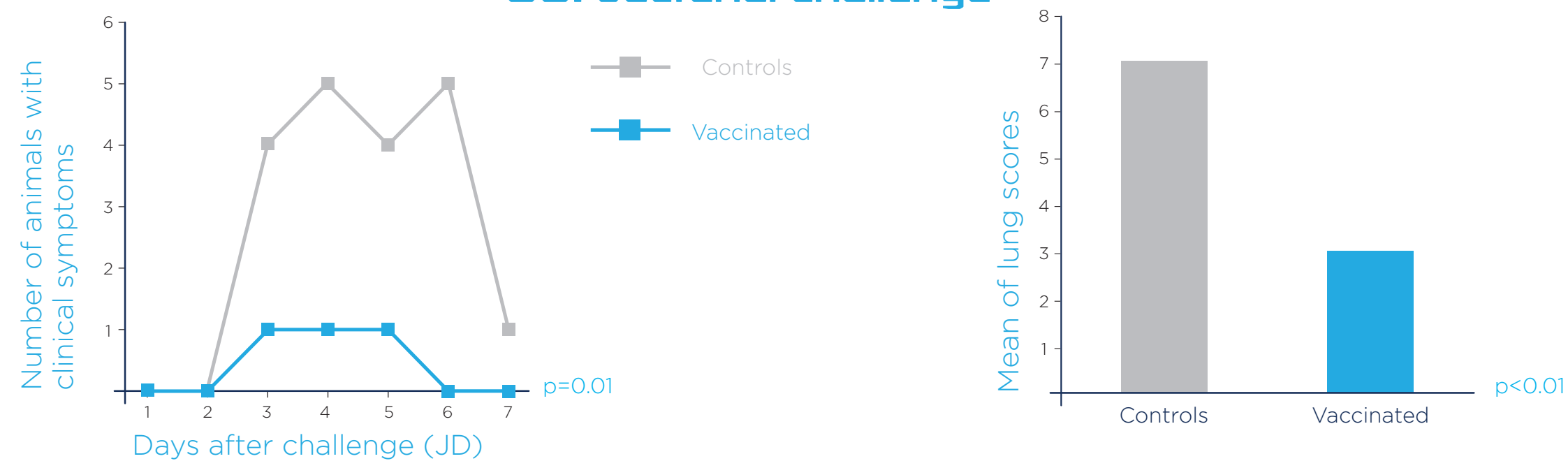


DOI viral challenge

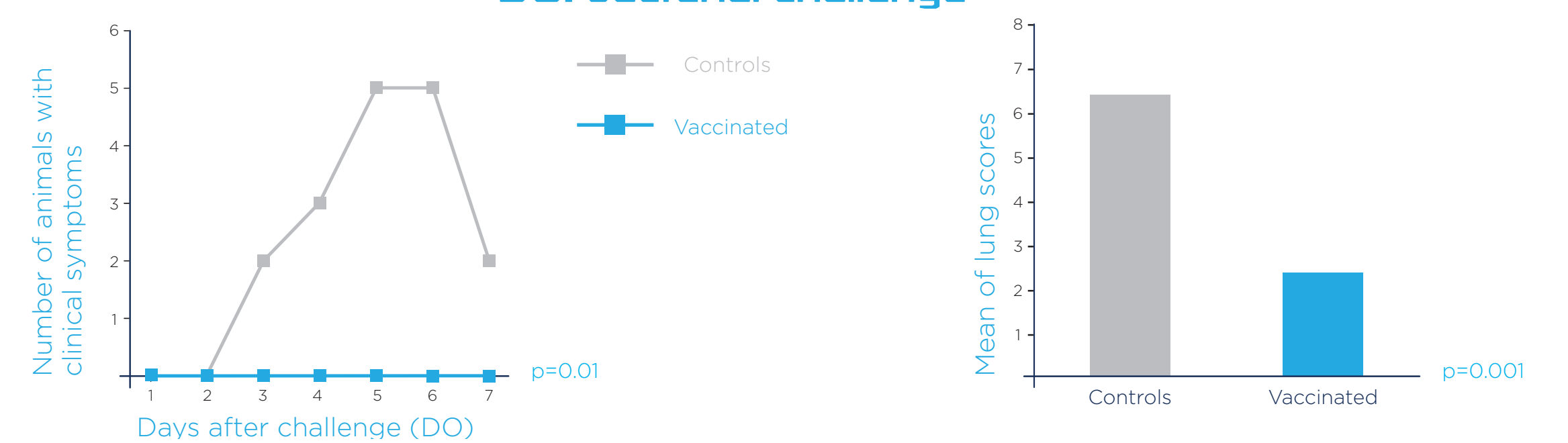


Significant reduction in amount and duration of **viral** excretion at both time points^{11,14}

OOI bacterial challenge



DOI bacterial challenge



Significant reduction of clinical signs and lung lesions caused by **Mh** at both time points^{11,14}

*Challenged with recent strains
using recent European viral isolates¹¹*

Designed to encourage field use, BOVALTO hardware delivers with ease and efficiency

A CONVENIENT AND RELIABLE VACCINATION PROGRAM



- Use from 2 weeks of age*¹¹
- Rapid onset of immunity 3 weeks post-primary course¹⁴
- 6 months' continuous protection¹¹

- Targets the key respiratory pathogens in a single vial
- Ready-to-use for practical handling
- Small injection volume to reduce discomfort to calves



*For calves from immune dams or where the immune status of the dam is unknown, the vaccination scheme should be adapted at the discretion of the veterinarian to take into account potential interference of maternally derived antibodies with the response to vaccination.

Build your integrated control plan with BOVALTO to reduce the incidence, severity and impact of respiratory disease

BOEHRINGER INGELHEIM IS COMMITTED TO SUPPORTING YOU IN DISEASE PREVENTION

#CALFMATTERS

Visit calfmatters.co.uk for further information about how Boehringer can support you to protect the health of your clients' youngstock

References:

1. Foucras G *et al.* (2011) Bull GTV 61: 73-80
2. Boulton A *et al.* (2015) Open Journal of Animal Sciences 5: 185-197
3. Grignard L *et al.* (2001) Applied Animal Behaviour Science 71: 263-276
4. Maunsell FP *et al.* (2011) Journal of Animal Science 25(4): 772-783
5. Gupta S *et al.* (2005) Journal of Animal Science 85: 1948-1958
6. Ellis JA *et al.* (2010) Vet Clin Food Anim 26: 575-593
7. Lanyon SR *et al.* (2013) The Veterinary Journal 199: 201-209
8. Rice A *et al.* (2008) Animal Health Research Reviews 8(2): 117-128
9. Meyer G *et al.* (2008) Comp Immunol Microbiol Infect Dis. 31: 191-225
10. Baker JC *et al.* (1997) Vet Clin Food Anim 13(3): 425-454
11. Phillippe-Reversat *et al.* (2017) Acta Vet. BRNO 86: 325-332
12. O'Hagan D *et al.* (2001) Biomolecular Engineering 18: 69-85
13. Awate S *et al.* (2013) Frontiers in Immunology 4(114): 1-4
14. BOVALTO Respi 3 and 4, registration studies. Data on file.